



SEDONA BY LYNX™ SERIES

36" SEDONA BUILT-IN GRILL

WITH 1 PROSEAR INFRARED BURNER AND 2 STAINLESS STEEL BURNERS (L600PS)



OPEN VIEW

L600PS PRODUCT OVERVIEW

- Precise power—one ProSear™ Infrared Burner and two Stainless Steel Burners combining to provide up to 69,000 BTU
- Consistent assurance—direct spark ignition with battery backup
- Perfect clarity—dual halogen grill surface lights
- Quick visibility—temperature gauge
- Easy opening—Lynx Hood Assist
- Steadfast durability—heavy-duty welded construction eliminates gaps where grease can collect
- Ample capacity—891 square inches of cooking surface (618 primary, 273 secondary)
- Beautiful illumination—blue-lit control knobs
- Steady performance—heat-stabilizing design
- Smooth opening—fluid rotation handle
- Premier platform—stainless steel grilling grates



FOR A COMPLIMENTARY CUSTOM DESIGN FOR YOUR OUTDOOR KITCHEN, VISIT LYNXGRILLS.COM/DESIGN-CENTER

L600PS PRODUCT FEATURES

The Sedona by Lynx™ Series is always evolving to be the best at something new. That philosophy is reflected in its features. We've refined these features to give you a grilling experience that's both simple and stunning.



PROSEAR™ INFRARED BURNER



STAINLESS STEEL BURNERS



CERAMIC RADIANT BRIQUETTES



SEAMLESS WELDED CONSTRUCTION



EXPANSIVE GRILLING SURFACE



SPARK IGNITION SYSTEM



LYNX HOOD ASSIST



INTEGRATED ILLUMINATION

FOR MORE INFORMATION ON SEDONA BY LYNX™ SERIES PRODUCT FEATURES, PLEASE VISIT LYNXGRILLS.COM

PRODUCT TECHNICAL SPECIFICATIONS



CUT-OUT DIMENSIONS: WIDTH: 35" / HEIGHT: 10" / DEPTH: 21.25"



SHIPPING DIMENSIONS: WIDTH 33.5" / HEIGHT 41" / DEPTH 30"
SHIPPING WEIGHT: 180 POUNDS



GAS REQUIREMENTS: SHIPS IN LIQUID PROPANE OR NATURAL GAS FROM FACTORY

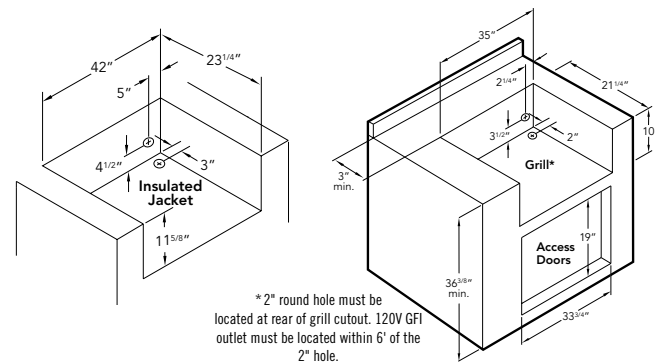


ELECTRICAL REQUIREMENTS: INSTALLATION REQUIRES AN OUTDOOR 120V/15GF1 ELECTRICAL OUTLET ADJACENT TO PRODUCT



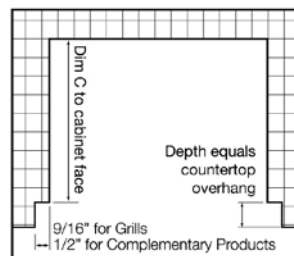
COOKING CONFIGURATION: BUILT-IN GRILL WITH 1 PROSEAR INFRARED BURNER AND 1 STAINLESS STEEL BURNER

L600 ISLAND PREPARATION



PRODUCT SPECIFICATIONS & INSTALLATION

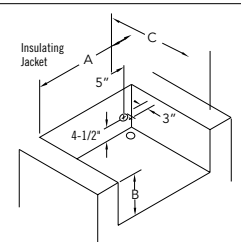
COUNTERTOP NOTCH DETAIL



INSULATING JACKET

BUILT-IN GRILL WITH INSULATING JACKET

Model	A	B	C
L600	35"	10"	21 1/4"



Note: Insulating jacket required for all grills installed into a combustible enclosure. For natural gas grills, Lynx recommends using 3/4" gas lines. Side burners may be rotated 90 degrees. See installation manuals for details.